


The background of the image shows several meal prep containers. In the top left, a clear container holds a piece of salmon with a lemon slice on top. In the bottom left, another clear container contains a salad with dark leafy greens and a piece of salmon. In the bottom center, a pink container is filled with spiralized zucchini. On the right side, there are fresh green leafy vegetables with prominent red veins, likely Swiss chard. The text is overlaid on a semi-transparent blue banner that spans across the middle of the image.

5-DAY REAL FOOD *Challenge*

MYBODYFIXERS.COM



WELCOME

→ *It's The Season For Fresh Starts.*

And we've got a great one that will bring you more energy, more vitality, and more health – in just 5 short days!

Welcome to your **5-Day Real Food Challenge**.

Your goal: to clean up your diet – without really “dieting” at all.

Imagine how liberating that will be!

WELCOME

When you upgrade your food choices to REAL, WHOLE foods, you flood your body with the nutrients it craves. You'll also:

- **Banish bloating,**
- **Boost energy,**
- **And get a jump start on retraining your taste buds AWAY from junk food**

This guide will break it all down for you!

We're so glad you joined us — and we can't wait for you to experience the difference this makes for you!

At Body Fixers, we help men and women lose the jelly from their belly in record time, while at the same time create a sustainable plan for long lasting health.

Ready to get started?

Let's do this!



Gavin Walsh



HOW THIS CHALLENGE WORKS

It's simple: just eat real food for 5 days...

For all of your meals AND your snacks!

What do we mean by “real foods?”

Real food = food that is as close to its natural state as possible

- Vegetables
- Fruits
- Lean Proteins
- Whole Grains
- Healthy Fats

Real foods are unprocessed, free of chemical additives, don't contain added sugars, and are rich in nutrients.

QUICK TIPS FOR IDENTIFYING REAL FOODS VS PROCESSED FOODS:

Most real foods (except whole grains and some healthy fats) don't:

- come from a box, bag, or sealed container
- include more than 5 items on their ingredients lists,
- contain ingredients you don't know or can't pronounce.

In the words of Michael Pollan, if your great-grandmother wouldn't recognise it as food, don't eat it.



HOW THIS CHALLENGE WORKS

EXAMPLES OF REAL FOOD VS PROCESSED FOOD:



NO ✗

NO to frozen meatloaf with mashed potatoes made from a box and gravy from a jar.

NO to using a bottled salad dressing with a lot of ingredients, added sugars, or preservatives.

NO to “just add water” brown sugar & cinnamon instant oats in a package.

NO to boxed mac & cheese with powdered cheese.

NO to canned pumpkin pie filling.

YES ✓

YES to homemade meatloaf with homemade mashed potatoes and gravy.

YES to making your own salad dressing with oil, vinegar, salt, and pepper.

YES to plain rolled or instant oats that you flavor with raw honey and/or berries.

YES to homemade mac and cheese with whole grain pasta and homemade cheese sauce.

YES to canned pumpkin puree.




WHY REAL FOOD MATTERS



- **It takes the focus off dieting and deprivation** – and puts it back on delicious whole foods
- **It's loaded with nutrients** (vitamins, minerals, & other plant compounds) your body needs to function at its best
- **It's low in added sugars.** Studies show that eating sugary foods raises your chance of obesity, metabolic disease, insulin resistance, type 2 diabetes, fatty liver disease, and heart disease
- **Real, whole foods are good for your skin, gut, brain, and heart** (and everything else!)

YOUR MIND-GUT-CRAVINGS CONNECTION



This might sound like the plot of a science fiction movie, but it's actually straight out of research labs.

You have as many bacteria living inside you as you do cells in your body.

And you might be in a power struggle with them right now.

Some of those bacteria may be giving you cravings – especially if you eat a lot of sugar, processed, or junk foods.

It can turn into a vicious cycle...

- The food you eat affects the type of bacteria living in your gut
- The bacteria in your gut can affect what you eat, by causing cravings

You can take back control by shifting your food choices – which can optimize the bacteria population of your gut.

This shift happens surprisingly fast – just 3-4 days after you change your food intake!

YOUR MIND-GUT-CRAVINGS CONNECTION

But in the meantime, what can you do about food cravings?

- Tell yourself it's only temporary, and that it's part of the process.
- Have a drink of water.
- Distract yourself and shake up your routine – if you normally crash on the couch mindlessly munching at night, mix it up and do something different.
- By Day 3 you should start noticing some real differences in how you feel.
- The challenge is only for 5 days. You can do it!



Positive Changes Make All ✓
THE DIFFERENCE



Dan Before



Dan After

MORE INFO



REAL FOOD BREAKFAST IDEAS

- Plain Low-Fat Greek Yogurt, Berries, and Maple Syrup
- Avocado on Sprouted Grain Toast
- Oatmeal with Berries
- Chia Pudding
- Soufflé Omelet (recipe on next page!)



REAL FOOD BREAKFAST IDEAS

SOUFFLÉ OMELET

SERVES 1

INGREDIENTS

- 2 pasture-raised eggs
- 2-3 Tbsp goat cheese crumbles or grated sharp cheddar cheese
- Salt & Pepper, to taste
- 1 tsp grass-fed butter, ghee, or coconut oil

Optional

- 2-4 Tbsp sautéed/leftover veggies
- 1-2 tsp chopped fresh herbs (parsley, chives, etc.)



INSTRUCTIONS

Heat a small ovenproof nonstick skillet over medium-low heat. Place your oven rack in the center of your oven and preheat your broiler to high.

Crack open the eggs and place the yolks in a medium bowl and the whites in a large metal or glass bowl. Add 1-2 pinches of sea salt to the whites and, using a hand mixer or metal whisk, whip until they are white, foamy, and begin to hold peaks. Set aside.

Lightly whisk the egg yolks until they become slightly foamy. Use a metal spoon to gently fold the yolks into the whites until combined. Be careful not to overwork them because if they deflate, the eggs won't rise during cooking.

Melt the butter in the skillet and pour in the eggs. Let cook for 2-3 minutes and sprinkle with the cheese and optional toppings.

Place the skillet in the oven for 2-3 minutes, until the cheese melts.

Remove from the oven (be careful with the skillet handle!) and place the soufflé omelet on a plate, season with pepper and additional salt if necessary, and fold the omelet in half.

It's time to eat!



REAL FOOD LUNCH IDEAS

- Salad with Tuna & Chickpeas, Drizzled with Oil & Vinegar Vinaigrette
- Natural Nut Butter Sandwich on Sprouted Grain Bread
- Homemade Soup
- Taco Bowl (rice, spicy ground beef or tofu, beans, & veggies)
- Rainbow Veggie Wrap (recipe on next page!)



RAINBOW VEGGIE WRAP

SERVES 4

INGREDIENTS

- 4 x 8-inch (20 cm) multigrain wraps
- 1 cup (225 g) hummus
- 2 oz (55 g) goat cheese crumbles
- 1½ cups (45 g) baby spinach
- 1 red bell pepper, sliced
- 1 cup (30 g) broccoli sprouts
- 1 cup (70 g) shredded red cabbage
- 1 carrot, julienned

INSTRUCTIONS

Lay out each wrap and spread ¼ of the hummus over each.

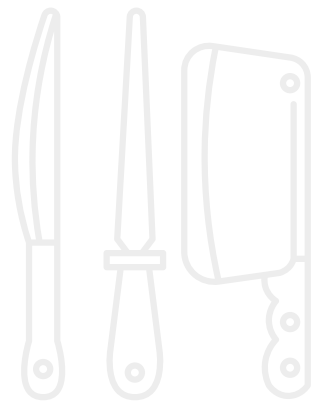
Top each wrap with ¼ of the cheese, spinach, pepper, sprouts, cabbage, and carrot.

Roll up and enjoy immediately ... or wrap tightly and keep in the fridge until it's time to eat.





REAL FOOD DINNER IDEAS



- Turkey Burger with Garden Salad
- Meatloaf & Mashed Potatoes
- Salmon, Rice, and Steamed Broccoli
- Sweet Potatoes Stuffed with Homemade Chili
- 1-Pan Balsamic Chicken with Potatoes & Veggies (recipe on next page!)

REAL FOOD DINNER IDEAS

1-PAN BALSAMIC CHICKEN WITH POTATOES & VEGGIES

SERVES 4

INGREDIENTS

- 4 boneless skinless chicken breasts, pounded thin
- 1 lb (450 g) carrots, chopped into 2-inch (5 cm) pieces
- 2 lb (900 g) baby potatoes, chopped into 1-inch (2.5 cm) pieces
- 3 Tbsp olive oil
- 1½ tsp Italian seasoning
- 1 tsp garlic powder (optional)
- salt & pepper to taste
- 1 cup (240 ml) balsamic vinegar
- 3 Tbsp honey
- 2 Tbsp grated Parmesan cheese (optional)



INSTRUCTIONS

Preheat your oven to 400°F/200°C.

Line a rimmed sheet pan with parchment paper. Place the potatoes in a single layer on ⅓ of the pan, the chicken on ⅓ of the pan, and the carrots on the remaining third.

Drizzle the oil over the potatoes, chicken, and carrots, coating evenly. Season with the Italian seasoning, optional garlic powder, and a sprinkle of salt and pepper. Set aside.

Prepare your glaze: in a medium saucepan over medium-high heat, bring the balsamic vinegar and honey to a boil and let simmer for 5 minutes or until it's reduced by half. Remove from the heat and carefully pour it into a heat-safe bowl.

Spoon half of the glaze over the chicken. If you're using the cheese, sprinkle it over the potatoes.

Place the sheet pan in the oven and bake for 25 minutes, or until the chicken is cooked and the carrots and potato are tender. Remove from the oven and drizzle the rest of the glaze over the chicken and carrots.

Serve and enjoy!



REAL FOOD SNACK IDEAS

- Pumpkin Seeds & Blueberries
- Greek Yogurt & Banana
- Hummus-Stuffed Hardboiled Eggs
- Apple & Almonds
- Crispy Roasted Chickpeas (recipe on next page!)



Positive Changes Make All 

THE DIFFERENCE



Sarah Before



Sarah After

MORE INFO

CRISPY ROASTED CHICKPEAS

MAKES 3-4 SERVINGS

INGREDIENTS

- 1 x 15 oz. (425 g) can chickpeas, drained and rinsed
- 1-2 tsp extra-virgin olive oil
- Sea salt
- Any spices or flavorings you want to add (curry powder, nutritional yeast, taco seasoning, etc.)

INSTRUCTIONS

Preheat your oven to 425°F/220°C. Line a large rimmed baking sheet with parchment paper.


Spread the drained chickpeas on a clean kitchen towel and place another towel over the top to pat them dry – the drier the chickpeas, the crispier your results!

Gently roll chickpeas around between the towels to help remove any loose skins. Then spread the chickpeas over the prepared baking sheet and drizzle with the olive oil, tossing them gently to make sure they are evenly coated.

Sprinkle the salt and seasonings over the top of the chickpeas.

Place in the oven and roast for 20-25 minutes, or until they are crispy and golden brown.

Crispy chickpeas are best served warm, but if you want to store them, place them in a loosely covered container. They'll keep for a couple days at room temperature.



It's Not About Working Harder...

IT'S ABOUT DOING WHAT WORKS

FOR YOU

Ready for YOUR "after" picture? Body Fixers coaching has helped hundreds of PEOPLE get theirs!

Our personalised coaching focused on fitness, nutrition, lifestyle habits and that much need accountability. If you need extra support and some occasional tough love, then tap or click the button below to find out more.

[LEARN MORE HERE](#)



- ✓ Fitting into old clothes – and brand-new ones, too
- ✓ Better skin
- ✓ Confidence
- ✓ And more!

AND IT GETS EVEN BETTER...

- ✓ A proven plan – no more guesswork!
- ✓ Weekly action plans
- ✓ Coaching to help you through the rough spots
- ✓ Accountability





HEALTHY

FROM THE INSIDE OUT

Here's a little secret. It's true that what happens in the kitchen has a huge impact on your ability to reach your health and fitness goals.

But real change starts before the kitchen (or the gym!) – with a commitment to your own self-care and worth.

We know this challenge will give you a fresh start on that personal commitment. You deserve it!

Ready to take your **NEXT STEPS?**

At Body Fixers, our mission is to help our clients feel fit, healthy and strong in ways that work with their lifestyle.

As thank you for downloading this guide, we have a special gift for you.

Click on the coupon code below to claim 50% of your first month with us!



We'd love to be part of your journey.



Gavin Walsh

Founder & Head Coach



THE 5-DAY *Real Food Challenge* MEAL PLANNER

BREAKFAST

LUNCH

DINNER

SNACKS

MON				
TUE				
WED				
THU				
FRI				



REFERENCES

www.healthline.com/nutrition/21-reasons-to-eat-real-food

www.ncbi.nlm.nih.gov/pmc/articles/PMC4270213/

www.scientificamerican.com/article/how-gut-bacteria-tell-their-hosts-what-to-eat/

www.scientificamerican.com/article/the-guts-microbiome-changes-diet/

www.mayoclinichealthsystem.org/hometown-health/speaking-of-health/clean-eating-what-does-that-mean